

SecureAge

SecureAPlus



Get Total Control over PC Security by Combining
Application Whitelisting & 10+ Anti-Viruses

Layers of Essential Security Features

Redefining Zero-Day Protection

Application Control & Whitelisting

When close to a million pieces of malware are created each day, chances are that an anti-virus is not going to keep up. The latest and most advanced forms of malware are nigh undetectable with zero-day threats always a step ahead of any anti-virus available in the market.

Application Whitelisting puts you ahead of the curve. The block-first approach ensures that zero-day malware can do no harm till they're identified and cleared to launch. It stops advanced malware on its tracks, even the likes of ransomware, and puts you in control.

With SecureAPlus, Application Whitelisting is straightforward to setup, easy to manage, and a click away to update – Giving you total control, all the time.



Easily Setup & Manage Whitelist



Total Protection with Block-First Security



Works Well Online & Offline

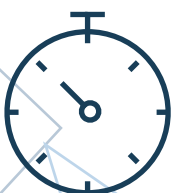
Advanced Protection from the Cloud

Universal Anti-Virus

The 2 key flaws of anti-viruses are that not a single one can detect close to every threat, and that they are not created equals.

Universal AV is the next best thing to a 100% detection rate all the time. It combines more than 10 comprehensive anti-virus engines in the cloud to enjoy the highest detection rates possible without slowing PC performance.

Combined with SecureAPlus Whitelisting, not only do you get a fast and efficient real-time and on-demand malware scanner, you also get one of the most comprehensive second opinion scanner readily available.



Fast Full System Scans



Automatic Scans & Updates



Powerful On-Demand Scanner

Sophisticated Protection Underneath A Simple User Interface

A Mode for Every Security Need

Select Interactive Mode for maximum information and flexibility. Use Lockdown Mode for maximum security while Trust All Mode lets you trust plenty of programs with ease.

Easily Scan Your Entire System

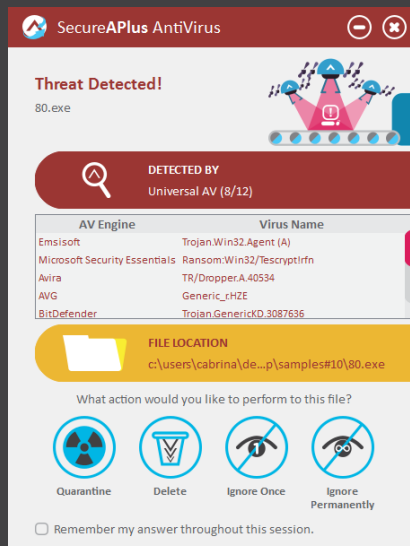
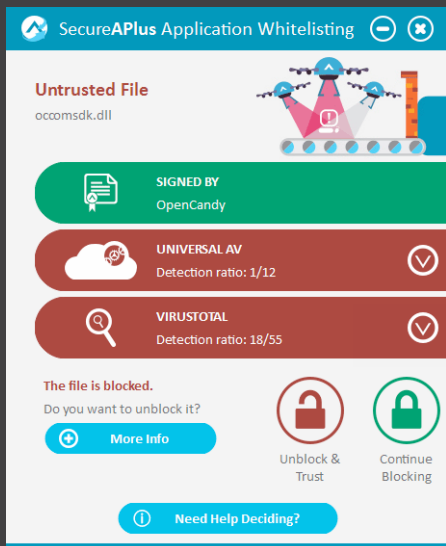
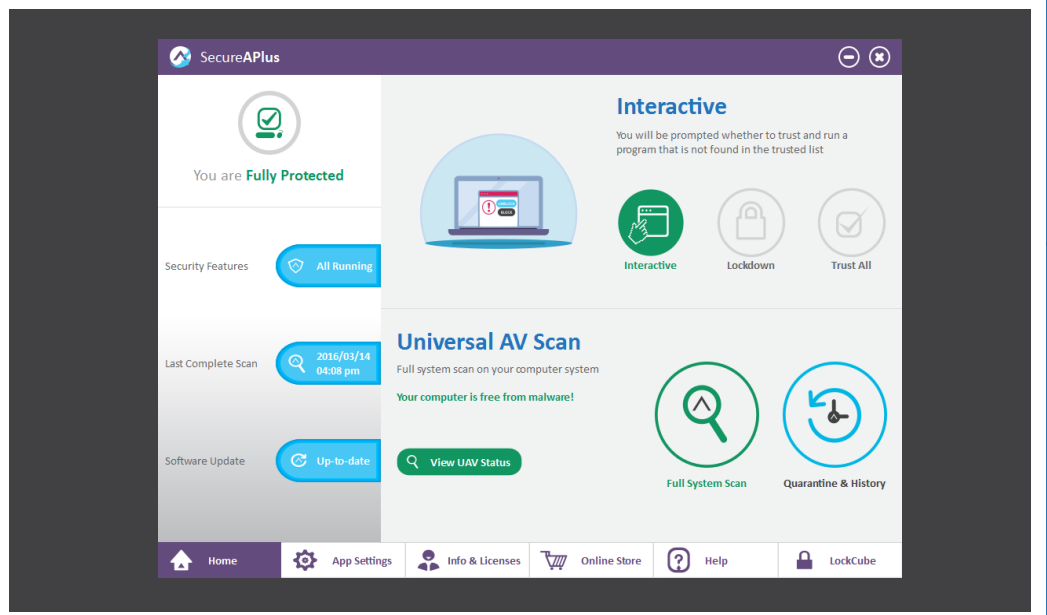
Doing a full system scan is just a click away from the main interface and it usually takes less than a minute to finish.

Quick Access to Quarantine & History

Access your quarantined files and view security right from the main interface.

Accessible Navigation

Easily get around SecureAPIus with an omnipresent menu bar at the bottom of the main interface.



Notifications at a Glance

Easily discern relevant information from any file or application blocked by SecureAPIus using color coded elements.

Universal AV & VirusTotal Integration

Readily available diagnosis from both Universal AV's 10+ engines and a second opinion from VirusTotal's 50+ engines.

Choose from Contextual Actions

Trust or Block applications outside your whitelist and get expanded options to Delete or Quarantine when a threat is identified.

Current Scan Statistics

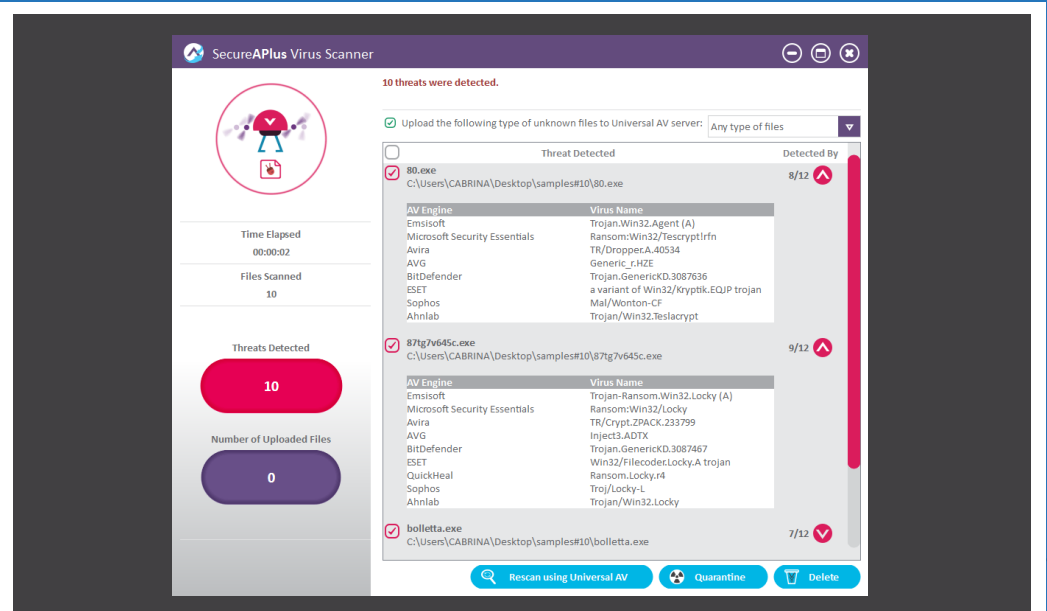
Allow or disallow file-type uploads as well as get real-time summary of your current scan.

Detailed Detection Information

Easily locate threats detected as well as access complete information on the type of threat detected from multiple sources.

Take Action with Latest Threat Assessment

Get the most up to date diagnosis on previously detected files by calling a rescan with Universal AV and decide whether to Quarantine or Delete them.



Enterprise Security with SecureAPlus



Easily Deploy and Activate for Enterprise

SecureAPlus can be easily installed en masse to enterprise workstations with the ability to push an approved whitelist for newly deployed devices.



Allow Users to Request for Approvals

Users who are in Lockdown mode can easily send requests for approvals to install and run applications that are not included on the company whitelist.

In turn, IT Administrators can remotely respond to requests via the SecureAPlus Portal.



Activate/Deactivate Scanners from the Portal

IT Administrators can enable or disable scanning features of SecureAPlus protected workstations. This is useful for catering workstations that are in network sensitive environments while still preserving the robust protection of application whitelisting.



Remotely Change Modes of Enterprise Workstations

IT Administrators can easily switch the Application Whitelisting mode of enterprise workstations. This is especially useful for enabling users to securely trust, install, and run applications based on their judgement with Interactive Mode while also allowing for a swift way to revoke these privileges by switching them back to Lockdown mode.



Remotely Update Advanced Settings

Company approved certificates, applications, script rules, and even administrator users and groups can be customized remotely in order to adapt the security settings for the use-case at hand.



Closed Network Enterprise Protection

SecureAPlus is compatible with the SecureAge Management server for closed network enterprise protection. This allows for all the advanced protection and remote capabilities off Application Whitelisting without the use of the online SecureAPlus Portal.

SecureAPlus Benefits at a Glance

- ✓ Higher Detection Rates
- ✓ Uninterrupted PC Usage
- ✓ 24/7 Scanning
- ✓ Total PC Control
- ✓ Easy Whitelisting
- ✓ Block with Uncertainty
- ✓ Flexible Offline Security
- ✓ Maximum Compatibility
- ✓ Added Layers of Defense
- ✓ Light on PC Resources
- ✓ User Friendly
- ✓ Fully Automated

Technical Specifications

2 GHz Pentium 4 or higher processor
1GB of RAM or as recommended by the Windows OS whichever is higher
300 MB hard disk free space or more
Local hard disk that is formatted with NTFS file system.
Minimum screen resolution: 1024×768 (At 100% Scale)
Supported Operating Systems:
Windows 10 (32-bit and 64-bit)
Windows 8.1 (32-bit and 64-bit)
Windows 8 (32-bit and 64-bit)
Windows 7 Home Basic and above (32-bit and 64-bit) and above
Windows XP SP3 (32-bit and 64-bit)
Windows Vista SP2 and above (32-bit and 64-bit)
Windows Server 2003 R2 SP1 & above (32-bit & 64-bit)
Windows Server 2008 SP1 & above (32-bit & 64-bit)
Windows Server 2008 R2 & above (64-bit)
Windows Server 2012 (64-bit)
Windows Server R2 2012 (64-bit)

Need More Information?



www.secureapplus.com



secureapplus@secureage.com